

The Refugee's Journey

PART 1: How One Becomes a Refugee

Live in a place where people are persecuted because of their race, religion, ethnicity, social group or political belief. Belong to one of these groups.



They don't like us. Our religion is different. They bomb our churches and put us in prison.


Flee your country when your life is threatened. Take only your immediate family members and the clothes you are wearing.



HELP!

Find your way to the relative safety of a neighboring country.

Will we get there safely? Will they let us in? What if they catch us? Will we be tortured?




UNHCR Application

Name: _____
Address: _____
Reason for Leaving: _____

Apply to the U.N. High Commissioner for Refugees (UNHCR) for protection.

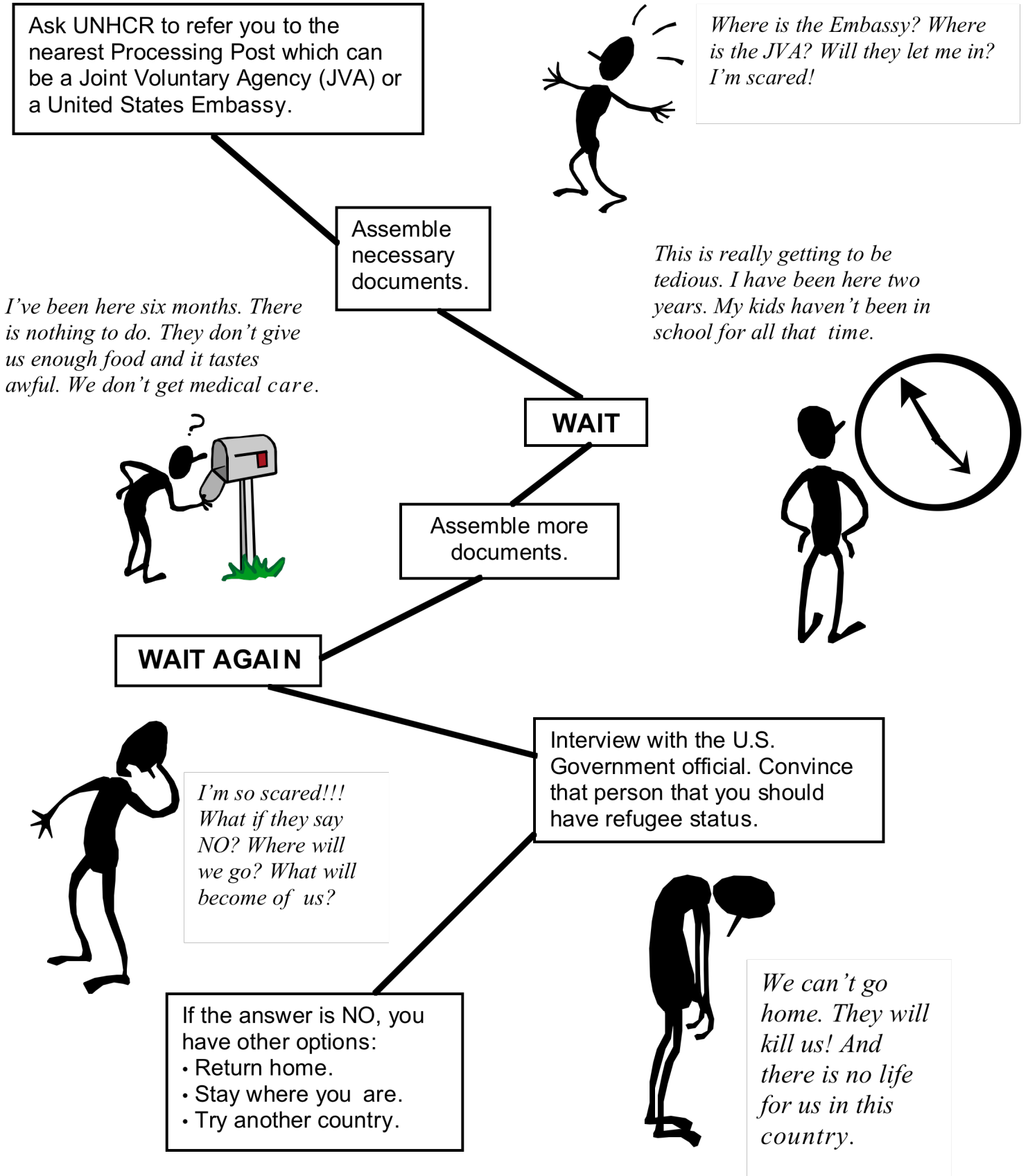
If the United Nations recognizes your need for protection, you may be given a card and allowed to live in a country or in a refugee camp. You may not even be safe there, especially if you are a woman or child. If you know you will be persecuted if you return home, you may apply for permanent resettlement to another country.



UNHCR
Refugee Camp

The Refugee's Journey

PART 2: The Process Begins



The Refugee's Journey

PART 3: How A Refugee Is Admitted to the United States

If the answer is YES, your application becomes a "case" and is assigned to a national voluntary agency.

The agency will find a sponsor. If you have relatives you become an *anchor case* and the agency and your relative will help you. If not, you are a *free case*, and a church, a civic group or a local affiliate will be your co-sponsor.

HOORAY!!!



The co-sponsor promises to do certain things to help you once you come to the United States.


YOU WAIT

Again? I have spent half of my life waiting!




Finally, the time comes for you to travel to the United States.

Am I really here? I'm so excited!



Now let's see...who can help with housing? How about clothing, food...



What a Co-Sponsor Does

- Meet new family at airport.
- Provide safe, sanitary, furnished housing.
- Provide food or food allowance.
- Provide any necessary clothing.
- Apply for Social Security cards within seven working days.
- Enroll children in public school within first 30 days.
- Help adults learn English.
- Help employable adults become job ready and find employment.
- Maintain contact with LIRS.